



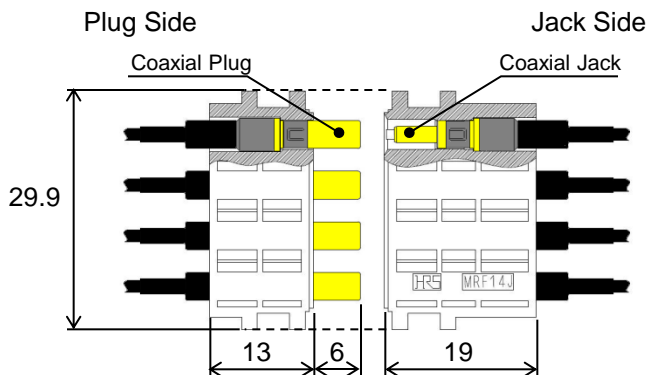

MRF14 Series

Non-magnetic, High Durability Connector

◆ Features

1. Non-magnetic characteristics
2. High durability, 60,000 times of mating/unmating
3. Low insertion/withdrawal force
4. Customizable housing design
5. RoHS compliant

Coaxial Type



【Excellent High Frequency Characteristics】

DC to 0.5 GHz: V.S.W.R. 1.3 Max.

0.5 to 1 GHz: V.S.W.R. 1.5 Max.

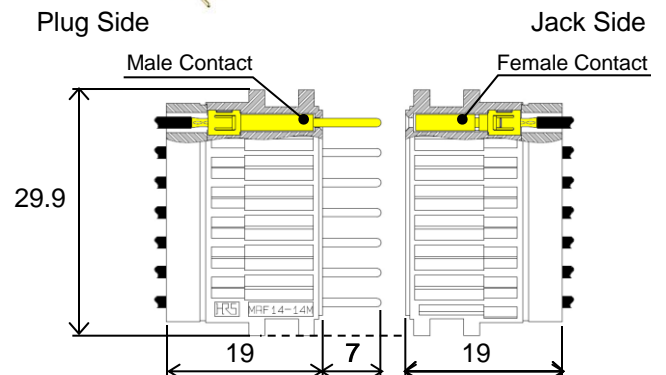

【Small Dia.】 O.D. ϕ 3.84 mm for both Plug & Jack

【Low Insertion/Withdrawal Force】

Insertion Force: 1.5 N max./pin

Withdrawal Force: 0.15 N min./pin

Signal Type



【Small & Light Weight Contact】

Male contact: O.D. ϕ 2.09 mm, Weight 0.35 to 0.62 g

Female contact: O.D. ϕ 2.04 mm, Weight 0.18 g

【Variations】 TH Soldering type, Cable type

【Low Insertion/Withdrawal Force】

Insertion Force: 0.3 N (Nominal)/pin

Withdrawal Force: 0.02 N min./pin

◆ Varieties

	Plug Side	Jack Side	Remarks
Coaxial	MRF14-P-088NM-1	MRF14-J-088NM-1	ϕ 1.37 Flex coax. cable
Housing for coaxial	MRF14-xxP-CH	MRF14-xxJ-CH	4, 8 pos.
Signal contact	MRF14-CON(*) * MC: Crimped type M1: THT, Upper contact M2: THT, Lower contact	MRF14-CON(F)	AWG#24
Housing for signal	MRF14-CON(M)-14M		14 pos.

Specifications herein are subject to change without notice. Contact Hirose for latest specifications, drawings or availabilities.